



ARE YOU **LAWYERING** OR **LABORING?**

7 Steps to Reduce
Interruptions & Chores
and Run a Highly
Productive Law Firm

Deck link: http://bit.ly/7Steps_DCBar

INTRODUCTION

I'm Maddy Martin

Head of growth & education for Smith.ai, a virtual receptionist service for live calls & web chat.

We've handled over 800,000 calls, mostly for solo & small-firm U.S. attorneys.

<https://smith.ai>

GOALS & OBJECTIVES

Here's what
you're going to
learn.



LEARNING GOALS

1. **Identify** distractions & time-consuming tasks
2. **Understand** communications systems that help you manage the business side of running a law firm or solo practice:
 - a. Phone systems
 - b. Call handling & virtual receptionists
 - c. Email
 - d. Text messaging
 - e. Web chat
3. **The basics:** How to start using these systems
4. **Advanced techniques:** How to maximize the impact of these systems
5. **Your game plan:** Reduce distractions & time-consuming tasks



WHAT YOU WILL LEARN

1. Manage inbound communications with smart phone systems & web chat
2. Automate lead capture & qualification
3. Hand-off new client intake
4. Streamline appointment scheduling & reminders
5. Consistently collect payments
6. Systematically refer "bad" leads and generate better referrals
7. Integrate your communications into your existing systems: CRM, website, calendar, billing system, email, SMS/chat, and more.

WHO CARES?

You should, according to the
2017 & 2018 Clio Legal Trends Reports



ARE YOU **LAWYERING** OR **LABORING**?

1.9 hours

The average time an attorney spends on billable work per day.

2.9 hours

The average time spent each day on admin tasks.

1.2 hours

Of those 2.9 hours, the top 3 tasks are office administration (16%), invoicing (15%), and configuring technology (11%).

2 hours

33% of 6 hours/day not spent on billable work goes toward business development, indicating the importance of generating new clients.



ARE YOU LAWYERING OR LABORING?

23 minutes

How long it takes to recover from an interruption. Attorneys are interrupted ~6/day, so that's a ~2-hour loss per day.

2 out of 3 potential clients

Folks who say their "decision to hire" is most influenced by an attorney's responsiveness to their first call or email.

59 percent

People, on average, who didn't hire an attorney even after a consult.

86 percent

The average amount of attorneys' earnings that is *ever* collected.



WHAT THIS MEANS

Dilemma 1:


- ▶ Interruptions kill your productivity. **You want to minimize interruptions.**
- ▶ Potential clients demand quick response times. **You want to maximize responsiveness.**



WHAT THIS MEANS

Dilemma 2:

- ▶ Invoicing & chasing down late payments drain your time. **You want to minimize time-consuming billing tasks.**
- ▶ You need (and deserve) to get paid. And not after a collections agency takes a 30-50% cut. **You want to maximize revenue.**



WHAT THIS MEANS

Dilemma 3:

- ▶ Technology (software & services) makes you more efficient. It's particularly important for solo/small-firm attorneys. **You want to automate & sync tasks, processes & data.**
- ▶ In a small practice, you have no/limited IT or admin support. You can't spend all day learning & configuring technology. **You want simple, intelligent tools.**



WHAT THIS MEANS

Dilemma 4:


- ▶ Having more control over your practice is one of the top reasons you're in a solo/small firm. Control relates to: methods, schedule, practice area, etc. – but also work/life balance. **You want to maximize your control of your work/life balance.**
- ▶ Balancing work and life means creating a plan for sustainable growth. **You want to create & maintain boundaries.**



WHAT THIS MEANS

Solution to these dilemmas:

- ▶ Adopt cost-effective & efficient systems for:
 - ▶ Routing & tracking
 - ▶ Calls, emails & web visitors
 - ▶ Filtering
 - ▶ Qualifying potential clients
 - ▶ Referrals of “bad” leads
 - ▶ Intake
 - ▶ Basic (preliminary) & complete
 - ▶ Scheduling
 - ▶ Call-backs & appointments



WHAT YOU CAN DO

These systems must:

- ▶ Be **affordable** (without commitment)
- ▶ Be **customizable** (at the start & ongoing)
- ▶ Be **easy** to use & monitor
- ▶ Be **comprehensive** (multiple comm. channels within one provider: fewer bills, less management)
- ▶ **Integrate** with your processes, systems & software
- ▶ If human, have reasonable **discretion** (as someone in-house would)

TERMS & DEFINITIONS OF COMMUNICATIONS SYSTEMS

Let's get the lay
of the land.



Understanding how **potential clients** can reach you

Potential clients typically reach you via:

- ▶ Phone
- ▶ Email
- ▶ Text
- ▶ Website (also: Facebook page)
 - ▶ Chat
 - ▶ Contact us form

Let's review how these communication platforms work in the context of a law practice.



Phone Systems: Landline, Cloud/VOIP & SIP (Softphone)

- ▶ **Landline:**
 - ▶ Connected to phone jack in the wall
 - ▶ **Pros:** Can be bundled with internet, independent of power grid, no dropped calls
 - ▶ **Cons:** No mobility, limited carriers, hardware required, contracts



Phone Systems: Landline, Cloud/VOIP & SIP (Softphone)

- ▶ **Cloud/VOIP**
 - ▶ Internet-based phone service
 - ▶ **Pros:** Mobile, many providers reduces cost, unbundled, scalable, no contracts
 - ▶ **Cons:** Depends on internet quality
- ▶ **SIP (Softphone)**
 - ▶ Softphone protocol that turns an internet-connected device like a computer into a phone
 - ▶ **Pros:** Computer & tablet function as phone
 - ▶ **Cons:** Cost is in addition to cloud phone service



Phone Services: IVRs, Call Centers & Virtual Receptionists

Forms of call routing & handling:

- ▶ **Robots vs. humans:**
 - ▶ Call routing (IVR) vs. live call handling
- ▶ **Semi-robots vs. humans**
 - ▶ Answering service vs. receptionists
- ▶ **Humans vs. optimized humans**
 - ▶ Abroad vs. domestic receptionists
 - ▶ Dedicated vs. distributed receptionists
 - ▶ Remote vs. in-house receptionists



Phone Systems & Services: Potential Issues

Watch for these common complaints & problems that impact leads & clients:

- ▶ **Phone systems**
 - ▶ Ring delays (latency)
 - ▶ No tracking or analytics (how will you track marketing ROI?)
- ▶ **Routing & tracking services**
 - ▶ Click-to-call (limits usefulness)
- ▶ **Receptionists**
 - ▶ Limited impact (answer/transfer/message vs. workflows & integrations – consider time-to-conversion impact)
 - ▶ Poor or inconsistent adherence to directions; inaccuracy
 - ▶ Lack of professionalism (you want an “in-house” feel)



Email Systems

- ▶ **Pretty self explanatory, so let's consider advanced features that drive efficiency:**
 - ▶ Organization & prompts
 - ▶ Scheduled sends
 - ▶ Reminders
 - ▶ Rules
 - ▶ Contact form connectivity
 - ▶ CRM connectivity
 - ▶ Marketing campaigns
 - ▶ Lead nurture drips
 - ▶ Standalone bulk email tools
 - ▶ Mailshake
 - ▶ Yet Another Mail Merge (Gmail)



Text Messaging

VOIP phone with texting

- ▶ Text from your main number or direct line
- ▶ Mask your personal number
- ▶ Works via phone, computer, tablet

Apps & software that increase earnings & speed up communication:

- ▶ **Time Miner:** Crawls your calls and texts, and logs your billable time spent with clients in those channels.
- ▶ **Zipwhip:** Securely communicate with clients about cases, and share documents via text message. Each interaction is logged in your case management software, so nothing slips through the cracks.
- ▶ **CRM/PM Software:** Some CRMs & practice management software feature texting; mostly automatic, like client alerts



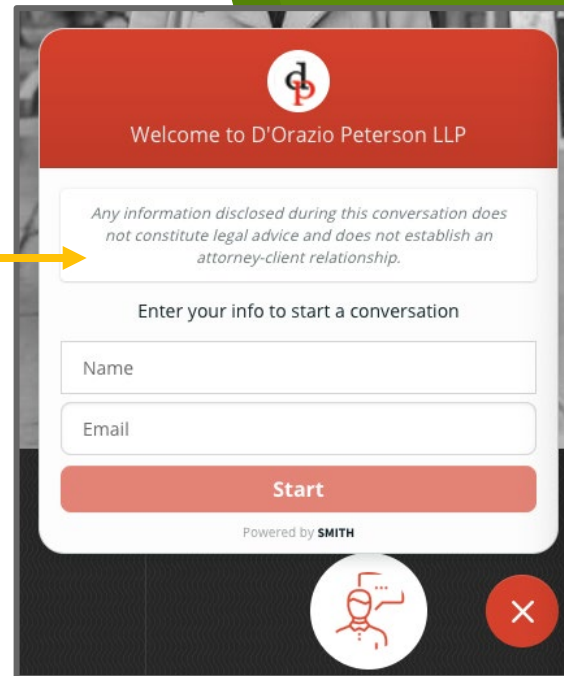
Web Chat (Onsite, Facebook & Beyond)

- ▶ **Robot**
 - ▶ Low cost and lightning-fast
 - ▶ Stock answers to common questions
 - ▶ Appointments, links to more information, forms, etc.
 - ▶ Escalation or service extension via email/phone
- ▶ **Human**
 - ▶ Low (self-staffed) to medium cost (outsourced)
 - ▶ Pay per contact, chat, or lead (definitions vary)
 - ▶ Lead capture, qualification, intake, scheduling, links, etc.
 - ▶ *Watch out for:* Self-staffed but unattended. Common, and then it's just another "contact" form.
- ▶ **Both**
 - ▶ Automate routine answers & escalate to human via chat or phone as needed

Deeper Dive: Website Chat

- ▶ **Proactive:** Staff with live agents, and choose “patient” active engagement
- ▶ **Page-specific help:** Reduce cost, focus on top-converting pages
- ▶ **Gatekeeping:** Serve as “gatekeeper” to online calendar for consultations to reduce no-shows and cancellations
- ▶ **Lead qualification & referrals:** Identify leads with your custom criteria
 - ▶ Schedule call-backs and appointments with new qualified leads
 - ▶ Refer out “bad” leads

Recommended:
Add disclaimer
before a chat
starts



Welcome to D'Orazio Peterson LLP

Any information disclosed during this conversation does not constitute legal advice and does not establish an attorney-client relationship.

Enter your info to start a conversation

Name

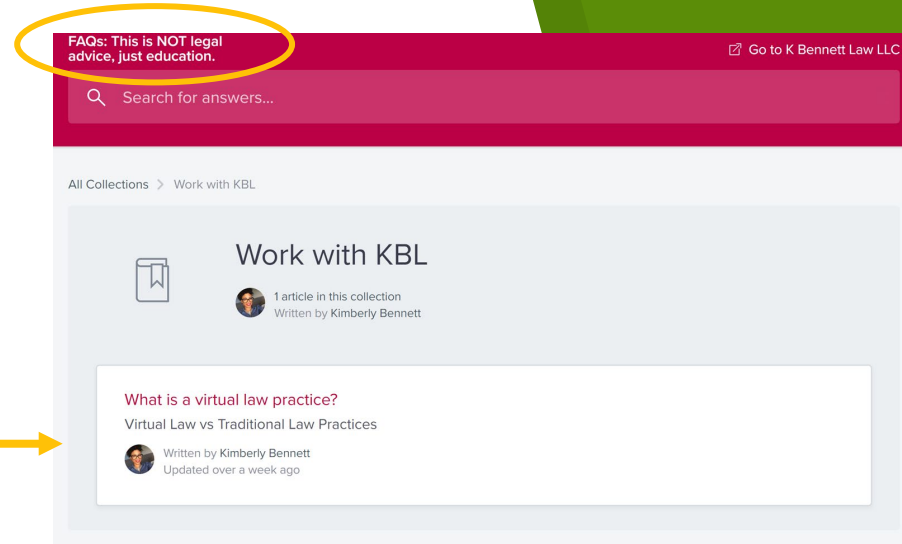
Email

Start

Powered by SMITH

Deeper Dive: Website Chat


- ▶ **Self-filtering:** Don't just answer questions, also deliver information (e.g., fees) to aid “self-filtering” by leads themselves
- ▶ **Chat-to-call:** Instant transcripts and chat-to-call flow allow immediate, informed intake by remote or in-house staff
- ▶ **FAQ:** Build knowledgebase of FAQ for improved self-service, e.g., <http://educate.kbennettlaw.com/work-with-kbl/what-is-a-virtual-law-practice>




FAQs: This is NOT legal advice, just education. Go to K Bennett Law LLC

Search for answers...

All Collections > Work with KBL

 **Work with KBL**
1 article in this collection
Written by Kimberly Bennett

What is a virtual law practice?
Virtual Law vs Traditional Law Practices
 Written by Kimberly Bennett
Updated over a week ago

TERMS & DEFINITIONS OF **SOFTWARE & SERVICES**

Let's get the lay
of the land.



Understanding how **potential clients** are handled

Potential clients can be handled by you and in-house staff, and/or:

- ▶ **With remote/virtual services:**
 - ▶ Paralegals
 - ▶ Bookkeepers
 - ▶ Receptionists
- ▶ **With software:**
 - ▶ Call routing & tracking
 - ▶ CRM / client intake / marketing automation software
 - ▶ Case / practice management software
 - ▶ Calendaring software
 - ▶ Payment / billing software

PUTTING IT TOGETHER

Human
intelligence +
machine
intelligence



Responsiveness comes down to **form + function**

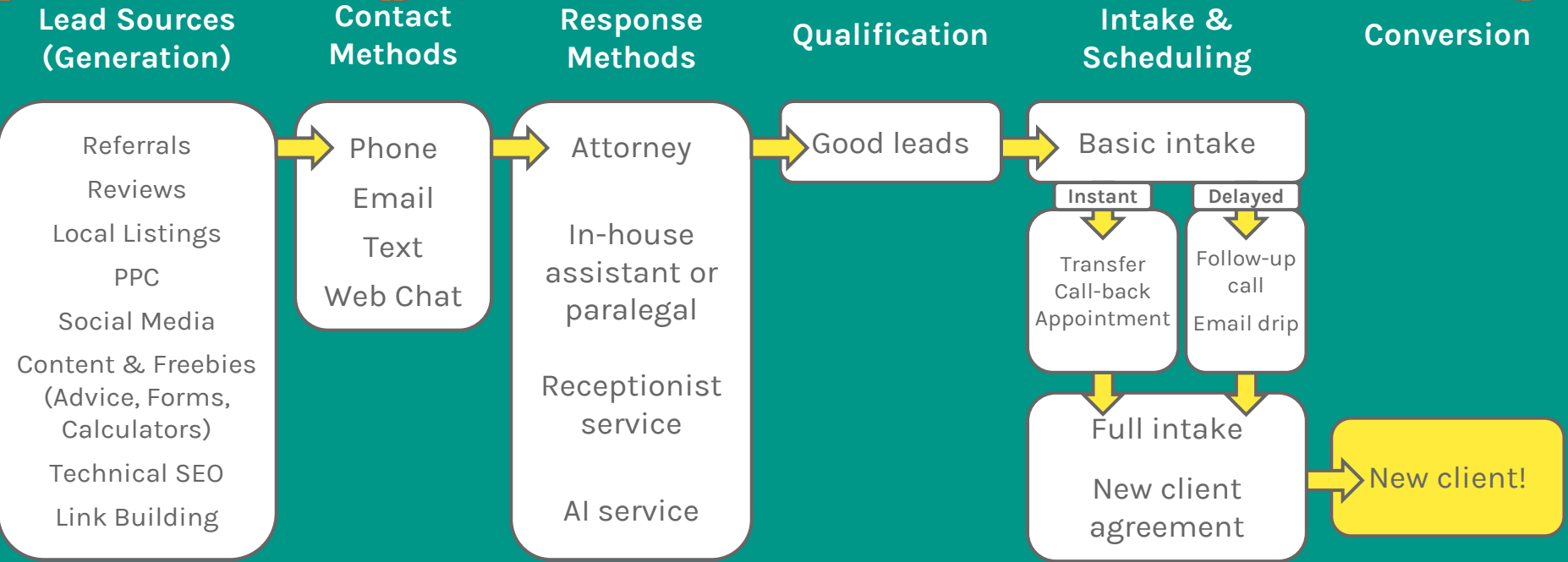
- ▶ **Human intelligence**
 - ▶ Lead-qualifying questions & intake-form composition
 - ▶ Caller greeting
 - ▶ Email content (from appointment confirmations to lead conversion drips)
 - ▶ How bad leads are handled
- ▶ **Machine intelligence**
 - ▶ Where is intake form hosted?
 - ▶ How are leads & clients recorded & tracked?
 - ▶ What happens after intake?
 - ▶ What happens if lead doesn't convert?

Combined effectively, you will achieve **fast, friendly & accurate responses**, which leads to **qualified leads** & a **better experience for new clients** (read: they're happier).

LEAD CONVERSION FLOW

GENERATE

CAPTURE





Step 1: Professionally and intelligently **manage calls**

- ▶ **Greeting & menu:** Establish a professional greeting and menu
- ▶ **Routing:** time of day, holiday, vacation & schedule adjustments
- ▶ **Blasts & sequences**
 - ▶ Overflow call handling
- ▶ **After-hours voicemail**
- ▶ **Office directory** (partners, associates, paralegals, assistants, remote staff & outsourced teams)
- ▶ **Call & text from any device**
 - ▶ Mobile phone, VOIP desk phone, computer, tablet, SIP softphone
- ▶ **Contacts** (common callers & current clients)
- ▶ **Block spam & unsolicited sales calls**
- ▶ **VIP (direct-transfer) & blocked-caller lists**
- ▶ **Marketing performance tracking**
 - ▶ Where did the call originate from, and did the source yield quality leads?
- ▶ **Business monitoring & metrics**
 - ▶ Know answered calls & missed, the number of rings, duration, and more.
 - ▶ Call recording: for record keeping, performance monitoring



Step 2: Automate lead capture & qualification

- ▶ Identify must-have criteria for leads
- ▶ Standardize questions to identify qualified leads
- ▶ Implement workflow for qualified leads
 - ▶ See “monetize ‘bad’ leads” for unqualified-lead workflow
- ▶ Incorporate new-client call-back or appointment
- ▶ Determine policy on consultations:
 - ▶ Length (15 minutes to 1 hour)
 - ▶ Format (phone, Skype, video chat, in-person)
 - ▶ Consider comfort level, personalization, ease of use
 - ▶ Free or paid
- ▶ Outsource process as much as possible
 - ▶ Inbound calls > trigger workflow
 - ▶ Inbound emails & contact-form completions > trigger call-backs > workflows
- ▶ Leverage services with best-in-class technology, e.g., ZIP lookup vs. “Let me Google that for you”



Step 3: Hand-off new client intake

- ▶ After lead capture, complete client intake
 - ▶ May occur before or after appointment booking or first appointment
- ▶ Same as lead capture, identify required questions without overloading
 - ▶ Aim for ~5-10 questions
 - ▶ Balance completeness with cost/necessity (especially if outsourcing)
 - ▶ Standardize for all clients or client groups by practice area
 - ▶ E.g., Different forms for family law vs. social security disability
 - ▶ Consider document upload option
- ▶ Always ask lead for source (“How did you hear about us?”)
- ▶ Outsource with clear instructions & non-login accessible URL



Examples: Basic intake forms

Standard intake form :

- ▶ [Cooper Law, LLC online intake form](#)

Cooper Law, LLC
(612) 568-4529

Home Who We Are What We Do Where We Work News Contact

Get started with Cooper Law by submitting an online intake form to give us more information about your legal situation. After you fill out the form, you will be able to schedule yourself for a consultation.

Cooper Law Online Intake Form

Use this form for the initial online intake if you are looking for family law representation or social security disability representation. After you fill out and submit the form, you can schedule yourself for a 15 minute free consultation to determine if your legal matter is a good fit for Cooper Law, LLC.

Name *

First Last

Address

Street Address

Address Line 2

City State / Province / Region

ZIP / Postal Code Country

1

2

Phone *

Email

How did you hear about Cooper Law, LLC? *

What is your legal issue? *

- Family Law (Dissolution, divorce, custody, parenting time, support)
- Social Security Disability
- Other

Is there a court hearing scheduled in your case? *

- Yes
- No
- I don't know

SUBMIT

After form completion, potential client is given option to book free 15-minute consultation.

Lead selects:

- Practice area
- Whether a court hearing is scheduled

*These are required fields.

Examples: Basic intake forms

Alternative forms that double as basic intake forms:

- ▶ [Traffic ticket estimate request form](#) vs. [standard traffic ticket intake](#)
- ▶ [Eviction notice](#) (see below)

Use this form to create an eviction notice. After you click the button on the bottom, you'll be able to review your entry. After that, click Create My Notice!, and a notice will be generated and sent to you within seconds! Check your email.

Step 1 of 2 - Prepare Your Notice

50%

Notice Type

5 Day

Landlord Info

Please enter all information with proper capitalization.

Landlord Name *

Please list the property owner's name, business entity, or management company

Contact Name *

If a business entity or management company, please enter a point of contact

Email *

Phone *

Address *

Enter a location

Tenant One *

First Last

Tenant Two

First Last

Tenant Three

First Last

Tenant Four

First Last

Tenant Five

First Last

Tenant Address *

You must include all parts of the address. If there's a unit number, it MUST be listed or the day notice is invalid and you can enter that on the next section.

STREET ADDRESS ONLY. NO UNIT NUMBER. THAT

STREET address only. No unit number

City State

ZIP Code

Is this a multi-unit property? *

You must include a unit/floor number if they rent out a portion of the property.

Yes

Unit / Floor Number *

County

Cook

Notice Information

Rent Per Month *

Total Rent Owed *

No late fees or penalties

Last Time Tenant Paid Rent or Full Rent *

Signature *

DO NOT SERVE AN UNSIGNED EVICTION NOTICE!

Next

Landlord receives completed eviction notice via email with submission instructions

Law firm is notified of new lead

Reminder is scheduled for follow-up based on "notice type" timing, e.g., 5 days

Tip: Require agreement to website terms & conditions upon form completion, so emails (e.g., lead nurturing campaigns) can be sent as follow-up communications to increase lead-to-client conversion. Agreement to terms = permission to email.



Step 4: Streamline appointment scheduling, reminders & check-ins

- ▶ Add public-facing booking page on your website
 - ▶ Integrate with your calendar
 - ▶ Make more or less visible online based on your needs & comfort level
 - ▶ **Accessible** (must know URL or be included in workflow, e.g. lead nurture drip) **vs. obvious** (in main menu)
 - ▶ Free vs. fully featured
 - ▶ Integrations for payments and intake forms
 - ▶ Multiple appointment types & durations
 - ▶ Multiple coworkers (round-robin)
 - ▶ Booking with approval
- ▶ Outsource calendaring tasks, via inbound and outbound calls
 - ▶ Appointment booking
 - ▶ Reminders (reduce cancellations/no-shows)
 - ▶ Rescheduling
- ▶ Outsource non-confidential client check-ins to receptionists.
 - ▶ Helpful for busier periods. Be proactive. Informed clients are more satisfied.



Example: Online consult scheduling

See it live (Acuity): <https://nicollawofficesscheduling.as.me/schedule.php>

Initial Phone Consultation-New Clients

30 minutes

The first thirty (30) min. of the phone consultation is entirely FREE. Additional time may be purchased at the rate of \$300 per hour. No legal advice can be given out until a conflict check has been completed. Client must complete form for conflict checks online at: <https://justie4justice.typeform.com/to/IVu3lc>, prior to the phone consultation. All parties (witnesses, adverse parties, etc.) must be listed on the form!

Phone Conference

30 minutes

For other attorneys, court staff, or existing clients who just need to chat, please schedule on Justie's calendar using this appointment type.

Discovery Review & Strategy Meeting

1 hour

For existing clients, only. Please schedule a review of your case using this link once reports, media, and other discovery has been transmitted to you via email. An in person meeting with the attorney will be confirmed at the office location closest to you to go over all of the reports, discuss possible plea outcomes, and determine whether to proceed to trial.

PSG Hearing Preparation

1 hour 30 minutes

All PSG clients will prepare for their PPO Hearing at least 48 hours in advance of his/her hearing date. In person meetings are scheduled at the Rose Andom Center 1330 Fox Street, Denver, CO 80204, unless otherwise requested. All clients should plan on doing a phone call with the attorney prior to scheduling the in person meeting. Clients are responsible for gathering all evidence prior to the meeting, and the incident survey is online at: <https://justie4justice.typeform.com/to/gEay2C>.

ABB:
Always
Be
Branded!

Choose Appointment Your Info Confirmation

Initial Phone Consultation-New Clients (30 minutes) on December 12, 2018 at 9:30am Returning? [Log In](#)
[- Change](#)

Name *
 First Last

Phone *

Email *

[Complete Appointment](#)

Powered by Acuity Scheduling



Step 5: Consistently collect payments

- ▶ **Accept online payments**
 - ▶ Higher collection rate outweighs fees
 - ▶ Embed on website or link offsite
 - ▶ General payments or specific invoices
 - ▶ Credit card & ACH
- ▶ **Increase accuracy**
 - ▶ Log texting time: Time Miner & Zipwhip
- ▶ **Outsource payment collection**
 - ▶ Consultations
 - ▶ Deposits
 - ▶ Retainers
 - ▶ Invoices
 - ▶ Past-due payments



Step 6: Systematize referrals: "bad" leads out, "good" leads in

First: Review relevant rules & liability for referrals & referral fees

- ▶ See for example:
 - ▶ [ISBA's Referral Fee Dos and Don'ts](#)
 - ▶ Must be reasonable based on work completed (see your bar's equivalent to Model Rule 1.5)
 - ▶ See also rules & opinions from your state & local bar, e.g., [ISBA Ethics Opinions on Referral Fees and Arrangements](#)
 - ▶ **Confused? You're not alone.** [Read the lively discussion on this Lawyerist article.](#)

Then, in accordance with all pertinent rules & your comfort level:

- ▶ Think back to lead qualification criteria
- ▶ Identify "bad" (read: unqualified) leads
- ▶ Make a list of all attorneys & firms you recommend by practice area
- ▶ Share list with staff or receptionist service, including instructions (e.g., based on location, practice area, cost)
- ▶ Systematically earn revenue when lead engages recommended firm

Can't or don't want to engage in monetized referrals? **Do it for good will (or the Google reviews!)**

>> **DON'T FORGET: GENERATE YOUR REFERRALS TOO**



Step 7: Integrate your communications into your existing systems

- ▶ **Record keeping**
 - ▶ Call & text within CRM
 - ▶ Log business texts in CRM
 - ▶ Add & update records in CRM:
 - ▶ New lead contact information
 - ▶ Post-call notes
 - ▶ Activity logs (e.g., new appointment)
 - ▶ Triggered workflow actions (new lead-drip addition)
- ▶ **Project & document management & workflows**
 - ▶ Document generation
 - ▶ Email integration
 - ▶ Signature requests
 - ▶ Incoming & outgoing e-faxes
 - ▶ Example: [Chi City Legal](#)



Step 7: Integrate your communications into your existing systems

- ▶ **Operations**
 - ▶ Call recording in lieu of live meeting transcriptionist
 - ▶ Dictation software: 3-4x faster than typing
 - ▶ Conference call “convening” services
 - ▶ Notifications, e.g., call transfer requests via SMS or Slack.
- ▶ **Marketing & new business growth**
 - ▶ Automatically add new leads to email nurturing “drips”
 - ▶ Performance tracking for SEO, PPC, retargeting, etc.
 - ▶ Volume
 - ▶ Quality (conversion rate)
 - ▶ Cost (both generation & capture)
 - ▶ Referrals & paid marketing channels
 - ▶ Dedicate a phone number & route with high priority

**YOUR GAME
PLAN (READ:
HOMEWORK)**

It's up to
you now.



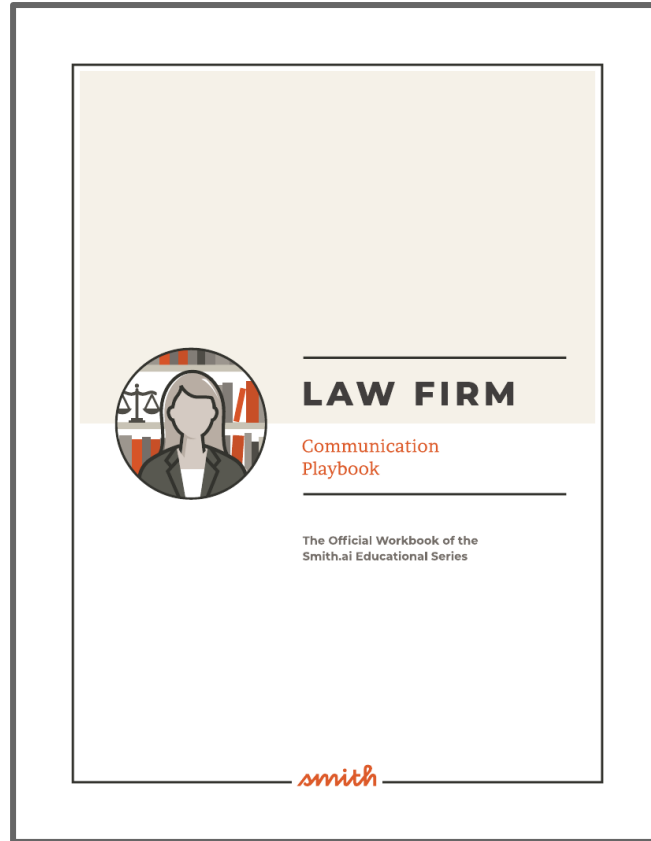
What to do next

- ▶ **Track your time for one week:**
 - ▶ Billable & non-billable work
- ▶ **Tag all non-billable work:**
 - ▶ Self (continue doing)
 - ▶ Streamline (cut/reduce/ease)
 - ▶ Automate (w/ software or app)
 - ▶ Outsource (w/ service)
- ▶ **Prioritize fixes by greatest time consumption, importance (lawyering) & urgency**
 - ▶ Consider [Eisenhower Decision Matrix](#)
 - ▶ Tips:
 - ▶ **Qualification & payments** are often most time consuming & most easily outsourced
 - ▶ **Data entry & lead follow-up** are most easily automated
- ▶ **Address top 3 in next 30-60 days**, depending on scope, cost & difficulty.
- ▶ **Wait 1-2 months to re-stabilize.** Fix or address another 1-3 per quarter.
- ▶ **Assess impact of fixes every quarter:** savings, earnings, leads, clients, work/life balance, stress levels, sleep quality, etc.



A free resource to help you identify & implement **action steps**

The Law Firm
Communication
Playbook





Questions?

THANK YOU!

 Email: maddy@smith.ai